




EV Cost Comparison – Company








Small Vehicle Company	Vauxhall Corsa Petrol 1.2 Turbo SRI Nav 5DR Co2 125g			Vauxhall Corsa Diesel 1.5 Turbo D SRI Nav 5DR Co2 108g			Vauxhall Corsa-E Hatch 100KW SE Nav 50Kwh 5Dr Auto Co2 0g		
									
P11D Value of Vehicle		£19,144.99			£20,355.00			£30,160.00	
Driver's Tax Rate (20%, 40%)		20%			20%			20%	
Rental (based on WLC)		Monthly	Annually		Monthly	Annually		Monthly	Annually
Year 1		£222.85	£2,674.20		£243.58	£2,922.96		£322.28	£3,867.36
Year 2		£222.85	£2,674.20		£243.58	£2,922.96		£322.28	£3,867.36
Year 3		£222.85	£2,674.20		£243.58	£2,922.96		£322.28	£3,867.36
Year 4		£222.85	£2,674.20		£243.58	£2,922.96		£322.28	£3,867.36
Employer NIC (13.8% of BIK)	BIK %	Monthly	Annually	BIK %	Monthly	Annually	BIK %	Monthly	Annually
2020-21 BIK Costs	28%	£61.65	£739.76	28%	£65.54	£786.52	0%	£0.00	£0.00
2021-22 BIK Costs	29%	£63.85	£766.18	29%	£67.88	£814.61	1%	£3.47	£41.62
2022-23 BIK Costs	30%	£66.05	£792.60	30%	£70.22	£842.70	2%	£6.94	£83.24
2023-24 BIK Costs	30%	£66.05	£792.60	30%	£70.22	£842.70	2%	£6.94	£83.24
		PPM - AFRs	£0.10		PPM - AFRs	£0.08		PPM - AFRs	£0.04
Fuel Costs Over 4 Years		Per Year	Over 4 Years		Per Year	Over 4 Years		Per Year	Over 4 Years
6000		£600.00	£2,400.00		£480.00	£1,920.00		£240.00	£960.00
8000		£800.00	£3,200.00		£640.00	£2,560.00		£320.00	£1,280.00
10000		£1,000.00	£4,000.00		£800.00	£3,200.00		£400.00	£1,600.00
Total Cost Over 4 Years	Monthly	Yearly	4 Year Total	Monthly	Yearly	4 Year Total	Monthly	Yearly	4 Year Total
6000	£337.25	£4,046.99	£16,187.95	£352.05	£4,224.59	£16,898.36	£346.62	£4,159.39	£16,637.54
8000	£353.92	£4,246.99	£16,987.95	£365.38	£4,384.59	£17,538.36	£353.28	£4,239.39	£16,957.54
10000	£370.58	£4,446.99	£17,787.95	£378.72	£4,544.59	£18,178.36	£359.95	£4,319.39	£17,277.54

The above has been created for illustrative purposes and is based on certain assumptions detailed: The employer's NIC based on 13.8% of the Driver's BIK for the vehicle at the current HMRC BIK Rates. A vehicle Whole Life Cost based upon: Monthly Finance Rental, Monthly Maintenance Rental and Block VAT A 4 Year & 60,000 mile lease term profile.

HMRC Advisory Fuel Rates - AFRs: Petrol engine vehicles under 1400cc - **£0.10** pence per mile. Petrol engine vehicles 1401cc to 2000cc - **£0.12** pence per mile. Diesel engine vehicles under 2000cc - **£0.08** pence per mile. Electric vehicles - **£0.04** pence per mile.






Medium Vehicle Company	Ford Focus Hatch 1.0 Ecoboost Titanium Petrol 5DR Co2 126g			Ford Focus Hatch 1.5 Ecoblue Titanium Diesel 5DR Co2 119g			Nissan Leaf 110KW Acenta 40Kwh 5Dr Auto Co2 0g		
									
P11D Value of Vehicle		£22,459.99			£22,890.00			£29,790.00	
Driver's Tax Rate (20%, 40%)		20%			20%			20%	
Rental (based on WLC)		Monthly	Annually		Monthly	Annually		Monthly	Annually
Year 1		£243.09	£2,917.08		£261.26	£3,135.12		£297.99	£3,575.88
Year 2		£243.09	£2,917.08		£261.26	£3,135.12		£297.99	£3,575.88
Year 3		£243.09	£2,917.08		£261.26	£3,135.12		£297.99	£3,575.88
Year 4		£243.09	£2,917.08		£261.26	£3,135.12		£297.99	£3,575.88
Employer NIC (13.8% of BIK)	BIK %	Monthly	Annually	BIK %	Monthly	Annually	BIK %	Monthly	Annually
2020-21 BIK Costs	28%	£72.32	£867.85	30%	£78.97	£947.65	0%	£0.00	£0.00
2021-22 BIK Costs	29%	£74.90	£898.85	31%	£81.60	£979.23	1%	£3.43	£41.11
2022-23 BIK Costs	30%	£77.49	£929.84	32%	£84.24	£1,010.82	2%	£6.85	£82.22
2023-24 BIK Costs	30%	£77.49	£929.84	32%	£84.24	£1,010.82	2%	£6.85	£82.22
		PPM - AFRs	£0.10		PPM - AFRs	£0.08		PPM - AFRs	£0.04
Fuel Costs Over 4 Years		Per Year	Over 4 Years		Per Year	Over 4 Years		Per Year	Over 4 Years
6000		£600.00	£2,400.00		£480.00	£1,920.00		£240.00	£960.00
8000		£800.00	£3,200.00		£640.00	£2,560.00		£320.00	£1,280.00
10000		£1,000.00	£4,000.00		£800.00	£3,200.00		£400.00	£1,600.00
Total Cost Over 4 Years	Monthly	Yearly	4 Year Total	Monthly	Yearly	4 Year Total	Monthly	Yearly	4 Year Total
6000	£368.64	£4,423.68	£17,694.71	£383.52	£4,602.25	£18,409.01	£322.27	£3,867.27	£15,469.07
8000	£385.31	£4,623.68	£18,494.71	£396.85	£4,762.25	£19,049.01	£328.94	£3,947.27	£15,789.07
10000	£401.97	£4,823.68	£19,294.71	£410.19	£4,922.25	£19,689.01	£335.61	£4,027.27	£16,109.07

The above has been created for illustrative purposes and is based on certain assumptions detailed: The employer's NIC based on 13.8% of the Driver's BIK for the vehicle at the current HMRC BIK Rates. A vehicle Whole Life Cost based upon: Monthly Finance Rental, Monthly Maintenance Rental and Block VAT A 4 Year & 60,000 mile lease term profile.

HMRC Advisory Fuel Rates - AFRs: Petrol engine vehicles under 1400cc - £0.10 pence per mile. Petrol engine vehicles 1401cc to 2000cc - £0.12 pence per mile. Diesel engine vehicles under 2000cc - £0.08 pence per mile. Electric vehicles - £0.04 pence per mile.



SUV Vehicle Company	Volkswagen Tiguan 1.5 Tsi EVO Match Petrol 5DR Auto Co2 150g			Renault Kadjar Hatch 1.5 Blue dCi GT Line Diesel 5DR Co2 136g			Kia E-Niro 4 150KW 64Kwh 5DR Auto Co2 0g		
									
P11D Value of Vehicle		£27,950.00			£28,000.00			£37,939.00	
Driver's Tax Rate (20%, 40%)		20%			20%			20%	
Rental (based on WLC)		Monthly	Annually		Monthly	Annually		Monthly	Annually
Year 1		£346.06	£4,152.72		£328.24	£3,938.88		£446.42	£5,357.04
Year 2		£346.06	£4,152.72		£328.24	£3,938.88		£446.42	£5,357.04
Year 3		£346.06	£4,152.72		£328.24	£3,938.88		£446.42	£5,357.04
Year 4		£346.06	£4,152.72		£328.24	£3,938.88		£446.42	£5,357.04
Employer NIC (13.8% of BIK)	BIK %	Monthly	Annually	BIK %	Monthly	Annually	BIK %	Monthly	Annually
2020-21 BIK Costs	33%	£106.07	£1,272.84	34%	£109.48	£1,313.76	0%	£0.00	£0.00
2021-22 BIK Costs	34%	£109.28	£1,311.40	35%	£112.70	£1,352.40	1%	£4.36	£52.36
2022-23 BIK Costs	35%	£112.50	£1,349.99	36%	£115.92	£1,391.04	2%	£8.73	£104.71
2023-24 BIK Costs	35%	£112.50	£1,349.99	36%	£115.92	£1,391.04	2%	£8.73	£104.71
		PPM - AFRs	£0.10		PPM - AFRs	£0.08		PPM - AFRs	£0.04
Fuel Costs Over 4 Years		Per Year	Over 4 Years		Per Year	Over 4 Years		Per Year	Over 4 Years
6000		£720.00	£2,880.00		£480.00	£1,920.00		£240.00	£960.00
8000		£960.00	£3,840.00		£640.00	£2,560.00		£320.00	£1,280.00
10000		£1,200.00	£4,800.00		£800.00	£3,200.00		£400.00	£1,600.00
Total Cost Over 4 Years	Monthly	Yearly	4 Year Total	Monthly	Yearly	4 Year Total	Monthly	Yearly	4 Year Total
6000	£516.15	£6,193.78	£24,775.11	£481.75	£5,780.94	£23,123.76	£471.87	£5,662.48	£22,649.94
8000	£536.15	£6,433.78	£25,735.11	£495.08	£5,940.94	£23,763.76	£478.54	£5,742.48	£22,969.94
10000	£556.15	£6,673.78	£26,695.11	£508.41	£6,100.94	£24,403.76	£485.21	£5,822.48	£23,289.94

The above has been created for illustrative purposes and is based on certain assumptions detailed: The employer's NIC based on 13.8% of the Driver's BIK for the vehicle at the current HMRC BIK Rates. A vehicle Whole Life Cost based upon: Monthly Finance Rental, Monthly Maintenance Rental and Block VAT A 4 Year & 60,000 mile lease term profile.

HMRC Advisory Fuel Rates - AFRs: Petrol engine vehicles under 1400cc - £0.10 pence per mile. Petrol engine vehicles 1401cc to 2000cc - £0.12 pence per mile. Diesel engine vehicles under 2000cc - £0.08 pence per mile. Electric vehicles - £0.04 pence per mile.

KiNTO

www.kinto-uk.com

0333 222 0966