




EV Cost Comparison – Driver








| Small Vehicle Driver | Vauxhall Corsa Petrol 1.2 Turbo SRI Nav 5DR Co2 125g | | | Vauxhall Corsa Diesel 1.5 Turbo D SRI Nav 5DR Co2 108g | | | Vauxhall Corsa-E Hatch 100KW SE Nav 50Kwh 5Dr Auto Co2 0g | | |
|-----------------------------------|--|------------|--------------|---|------------|--------------|--|------------|--------------|
| |  | | |  | | |  | | |
| P11D Value of Vehicle | | £19,144.99 | | | £20,355.00 | | | £30,160.00 | |
| Driver's Tax Rate (20%, 40%) | | 20% | | | 20% | | | 20% | |
| Driver Contribution | | Monthly | Annually | | Monthly | Annually | | Monthly | Annually |
| 2020-21 Contribution | | £50.00 | £600.00 | | £50.00 | £600.00 | | £100.00 | £1,200.00 |
| 2021-22 Contribution | | £50.00 | £600.00 | | £50.00 | £600.00 | | £100.00 | £1,200.00 |
| 2022-23 Contribution | | £50.00 | £600.00 | | £50.00 | £600.00 | | £100.00 | £1,200.00 |
| 2023-24 Contribution | | £50.00 | £600.00 | | £50.00 | £600.00 | | £100.00 | £1,200.00 |
| Tax Liability (BIK) | BIK % | Monthly | Annually | BIK % | Monthly | Annually | BIK % | Monthly | Annually |
| 2020-21 BIK Costs | 28% | £79.34 | £952.12 | 28% | £84.99 | £1,019.88 | 0% | £0.00 | £0.00 |
| 2021-22 BIK Costs | 29% | £82.53 | £990.41 | 29% | £88.38 | £1,060.59 | 1% | £0.00 | £60.32 |
| 2022-23 BIK Costs | 30% | £85.72 | £1,028.70 | 30% | £91.78 | £1,101.30 | 2% | £0.00 | £120.64 |
| 2023-24 BIK Costs | 30% | £85.72 | £1,028.70 | 30% | £91.78 | £1,101.30 | 2% | £0.00 | £120.64 |
| | | PPM - AFRs | £0.10 | | PPM - AFRs | £0.08 | | PPM - AFRs | £0.04 |
| Personal Mileage Over 4 Years | | Per Year | Over 4 Years | | Per Year | Over 4 Years | | Per Year | Over 4 Years |
| 6000 | | £600.00 | £2,400.00 | | £480.00 | £1,920.00 | | £240.00 | £960.00 |
| 8000 | | £800.00 | £3,200.00 | | £640.00 | £2,560.00 | | £320.00 | £1,280.00 |
| 10000 | | £1,000.00 | £4,000.00 | | £800.00 | £3,200.00 | | £400.00 | £1,600.00 |
| Total Cost to Driver Over 4 Years | Monthly | Yearly | 4 Year Total | Monthly | Yearly | 4 Year Total | Monthly | Yearly | 4 Year Total |
| 6000 | £183.33 | £2,199.98 | £8,799.93 | £179.23 | £2,150.77 | £8,603.07 | £120.00 | £1,440.00 | £5,760.00 |
| 8000 | £200.00 | £2,399.98 | £9,599.93 | £192.56 | £2,310.77 | £9,243.07 | £126.67 | £1,520.00 | £6,080.00 |
| 10000 | £216.67 | £2,599.98 | £10,399.93 | £205.90 | £2,470.77 | £9,883.07 | £133.33 | £1,600.00 | £6,400.00 |

The above has been created for illustrative purposes and is based on certain assumptions detailed: A generic £50pm for Petrol & Diesel and £100pm for EVs - driver contribution for personal use of the vehicle. A vehicle Whole Life Cost based upon: Monthly Finance Rental, Monthly Maintenance Rental and Block VAT. A 4 Year & 60,000 mile lease term profile.

HMRC Advisory Fuel Rates - AFRs: Petrol engine vehicles under 1400cc - **£0.10** pence per mile. Petrol engine vehicles 1401cc to 2000cc - **£0.12** pence per mile. Diesel engine vehicles under 2000cc - **£0.08** pence per mile. Electric vehicles - **£0.04** pence per mile.






| Medium Vehicle Driver | Ford Focus Hatch 1.0 Ecoboost Titanium Petrol 5DR Co2 126g | | | Ford Focus Hatch 1.5 Ecoblue Titanium Diesel 5DR Co2 119g | | | Nissan Leaf 110KW Acenta 40Kwh 5Dr Auto Co2 0g | | |
|-----------------------------------|--|------------|--------------|---|------------|--------------|--|------------|--------------|
| |  | | |  | | |  | | |
| P11D Value of Vehicle | | £22,459.99 | | | £22,890.00 | | | £29,790.00 | |
| Driver's Tax Rate (20%, 40%) | | 20% | | | 20% | | | 20% | |
| Driver Contribution | | Monthly | Annually | | Monthly | Annually | | Monthly | Annually |
| 2020-21 Contribution | | £50.00 | £600.00 | | £50.00 | £600.00 | | £100.00 | £1,200.00 |
| 2021-22 Contribution | | £50.00 | £600.00 | | £50.00 | £600.00 | | £100.00 | £1,200.00 |
| 2022-23 Contribution | | £50.00 | £600.00 | | £50.00 | £600.00 | | £100.00 | £1,200.00 |
| 2023-24 Contribution | | £50.00 | £600.00 | | £50.00 | £600.00 | | £100.00 | £1,200.00 |
| Tax Liability (BIK) | BIK % | Monthly | Annually | BIK % | Monthly | Annually | BIK % | Monthly | Annually |
| 2020-21 BIK Costs | 28% | £94.81 | £1,137.76 | 30% | £104.45 | £1,253.40 | 0% | £0.00 | £0.00 |
| 2021-22 BIK Costs | 29% | £98.56 | £1,182.68 | 31% | £108.27 | £1,299.18 | 1% | £0.00 | £0.00 |
| 2022-23 BIK Costs | 30% | £102.30 | £1,227.60 | 32% | £112.08 | £1,344.96 | 2% | £0.00 | £0.00 |
| 2023-24 BIK Costs | 30% | £102.30 | £1,227.60 | 32% | £112.08 | £1,344.96 | 2% | £0.00 | £0.00 |
| Personal Mileage Over 4 Years | | PPM - AFRs | £0.10 | | PPM - AFRs | £0.08 | | PPM - AFRs | £0.04 |
| | | Per Year | Over 4 Years | | Per Year | Over 4 Years | | Per Year | Over 4 Years |
| 6000 | | £600.00 | £2,400.00 | | £480.00 | £1,920.00 | | £240.00 | £960.00 |
| 8000 | | £800.00 | £3,200.00 | | £640.00 | £2,560.00 | | £320.00 | £1,280.00 |
| 10000 | | £1,000.00 | £4,000.00 | | £800.00 | £3,200.00 | | £400.00 | £1,600.00 |
| Total Cost to Driver Over 4 Years | Monthly | Yearly | 4 Year Total | Monthly | Yearly | 4 Year Total | Monthly | Yearly | 4 Year Total |
| 6000 | £199.49 | £2,393.91 | £9,575.64 | £199.22 | £2,390.63 | £9,562.50 | £120.00 | £1,440.00 | £5,760.00 |
| 8000 | £216.16 | £2,593.91 | £10,375.64 | £212.55 | £2,550.63 | £10,202.50 | £126.67 | £1,520.00 | £6,080.00 |
| 10000 | £232.83 | £2,793.91 | £11,175.64 | £225.89 | £2,710.63 | £10,842.50 | £133.33 | £1,600.00 | £6,400.00 |

The above has been created for illustrative purposes and is based on certain assumptions detailed: A generic £50pm for Petrol & Diesel and £100pm for EVs - driver contribution for personal use of the vehicle. A vehicle Whole Life Cost based upon: Monthly Finance Rental, Monthly Maintenance Rental and Block VAT. A 4 Year & 60,000 mile lease term profile.

HMRC Advisory Fuel Rates - AFRs: Petrol engine vehicles under 1400cc - **£0.10** pence per mile. Petrol engine vehicles 1401cc to 2000cc - **£0.12** pence per mile. Diesel engine vehicles under 2000cc - **£0.08** pence per mile. Electric vehicles - **£0.04** pence per mile.



| SUV Vehicle Driver | Volkswagen Tiguan 1.5 Tsi EVO Match Petrol 5DR Auto Co2 150g | | | Renault Kadjar Hatch 1.5 Blue dCi GT Line Diesel 5DR Co2 136g | | | Kia E-Niro 4 150KW 64Kwh 5DR Auto Co2 0g | | |
|-----------------------------------|--|------------|--------------|---|------------|--------------|--|------------|--------------|
| |  | | |  | | |  | | |
| P11D Value of Vehicle | | £27,950.00 | | | £28,000.00 | | | £37,939.00 | |
| Driver's Tax Rate (20%, 40%) | | 20% | | | 20% | | | 20% | |
| Driver Contribution | | Monthly | Annually | | Monthly | Annually | | Monthly | Annually |
| 2020-21 Contribution | | £50.00 | £600.00 | | £50.00 | £600.00 | | £100.00 | £1,200.00 |
| 2021-22 Contribution | | £50.00 | £600.00 | | £50.00 | £600.00 | | £100.00 | £1,200.00 |
| 2022-23 Contribution | | £50.00 | £600.00 | | £50.00 | £600.00 | | £100.00 | £1,200.00 |
| 2023-24 Contribution | | £50.00 | £600.00 | | £50.00 | £600.00 | | £100.00 | £1,200.00 |
| Tax Liability (BIK) | BIK % | Monthly | Annually | BIK % | Monthly | Annually | BIK % | Monthly | Annually |
| 2020-21 BIK Costs | 33% | £143.73 | £1,724.70 | 34% | £148.67 | £1,784.00 | 0% | £0.00 | £0.00 |
| 2021-22 BIK Costs | 34% | £148.38 | £1,780.60 | 35% | £153.33 | £1,840.00 | 1% | £0.00 | £0.00 |
| 2022-23 BIK Costs | 35% | £153.04 | £1,836.50 | 36% | £158.00 | £1,896.00 | 2% | £0.00 | £0.00 |
| 2023-24 BIK Costs | 35% | £153.04 | £1,836.50 | 36% | £158.00 | £1,896.00 | 2% | £0.00 | £0.00 |
| | | PPM - AFRs | £0.12 | | PPM - AFRs | £0.08 | | PPM - AFRs | £0.04 |
| Personal Mileage Over 4 Years | | Per Year | Over 4 Years | | Per Year | Over 4 Years | | Per Year | Over 4 Years |
| 6000 | | £720.00 | £2,880.00 | | £480.00 | £1,920.00 | | £240.00 | £960.00 |
| 8000 | | £960.00 | £3,840.00 | | £640.00 | £2,560.00 | | £320.00 | £1,280.00 |
| 10000 | | £1,200.00 | £4,800.00 | | £800.00 | £3,200.00 | | £400.00 | £1,600.00 |
| Total Cost to Driver Over 4 Years | Monthly | Yearly | 4 Year Total | Monthly | Yearly | 4 Year Total | Monthly | Yearly | 4 Year Total |
| 6000 | £259.55 | £3,114.58 | £12,458.30 | £244.50 | £2,934.00 | £11,736.00 | £120.00 | £1,440.00 | £5,760.00 |
| 8000 | £279.55 | £3,354.58 | £13,418.30 | £257.83 | £3,094.00 | £12,376.00 | £126.67 | £1,520.00 | £6,080.00 |
| 10000 | £299.55 | £3,594.58 | £14,378.30 | £271.17 | £3,254.00 | £13,016.00 | £133.33 | £1,600.00 | £6,400.00 |

The above has been created for illustrative purposes and is based on certain assumptions detailed: A generic £50pm for Petrol & Diesel and £100pm for EVs - driver contribution for personal use of the vehicle. A vehicle Whole Life Cost based upon: Monthly Finance Rental, Monthly Maintenance Rental and Block VAT. A 4 Year & 60,000 mile lease term profile.

HMRC Advisory Fuel Rates - AFRs: Petrol engine vehicles under 1400cc - **£0.10** pence per mile. Petrol engine vehicles 1401cc to 2000cc - **£0.12** pence per mile. Diesel engine vehicles under 2000cc - **£0.08** pence per mile. Electric vehicles - **£0.04** pence per mile.

KiNTO

www.kinto-uk.com

0333 222 0966